




THE LAST KINGDOM BOARD GAME RULEBOOK

BRITAIN, 872-898 A.D.

The kingdoms of Britain are at war. Many have already fallen to the invading Danes, leaving the great kingdom of Wessex standing alone and defiant under the command of King Alfred. You are one of the great commanders and politicians in this war-torn land known today as England. Both Saxon and Dane armies openly battle for dominance, and it is up to you to tilt the scales of power. To reclaim these lands, you will need to tread a dangerous path between both sides of the conflict. Will you betray your allies for power? What part will you play in the birth of a new nation, and will you ultimately rule it all?



CARNIVAL



SKIP THE RULEBOOK!

DIZED® TEACHES WHILE YOU PLAY.

The Interactive Play-Along Tutorial will guide you through the game step-by-step. Open Dized and start playing now!

iOS • ANDROID • DIZED.COM

The Last Kingdom® and © Carnival Film & Television Limited 2023. © Gamelyn Games, LLC. All Rights Reserved. No part of this product may be reproduced without specific permission.

GAME OVERVIEW

In *The Last Kingdom Board Game*, you will take the role of a leader in this time of conflict. The game plays over two Rounds, during which players perform actions to command armies in order to shape the course of the war. Your allegiance to the Saxons or the Danes can be firm or fickle, and your score will reflect not just your prowess in battle, but your political skill in maneuvering the competing forces of pre-England. During the War Phase, Players gain Victory Points from winning in Conflict Regions.

At the end of Round II (once the fifth and final Region has Peace), the game immediately ends. Players reveal their Victory Point totals that they have secretly accumulated behind their screens and the player with the most points wins and is the ruler of England. See *Final Scoring Phase*, pg 13.

TABLE OF CONTENTS

Game Setup	4-5
Component Overview	6
Terminology.....	7
Gameplay	8
Phase 1: Draft	8
• Refresh the Round Deck.....	8
Phase 2: Conflict	9-11
• An Overview of the Conflict.....	9
• Conflict and Succession Regions (Round I).....	9
• Take a Turn (Market Actions, Play Card, Pass, Invasion)	10
• Resolving the Conflict: Win and Lose	11
• Momentum (for 2-players).....	11
• Disband Excess Armies.....	12
• Reset for Next Conflict.....	12
Phase 3: Cleanup (Round I Only)	12
Phase 3: Final Scoring (Round II Only)	12
Action Plaque Effects	13
Credits and Designer's Note.....	13
Gameplay Example	14-15
Quick Reference Guide.....	16

COMPONENTS



10 Leader Mats



20 Leader Cards
(2 per Leader)



18 Character Figurines



11 Leaders

7 Heroes

40 Affinity Markers

(4 per Leader, same front and back sides)



70 Round Cards



35 Round I Cards



35 Round II Cards



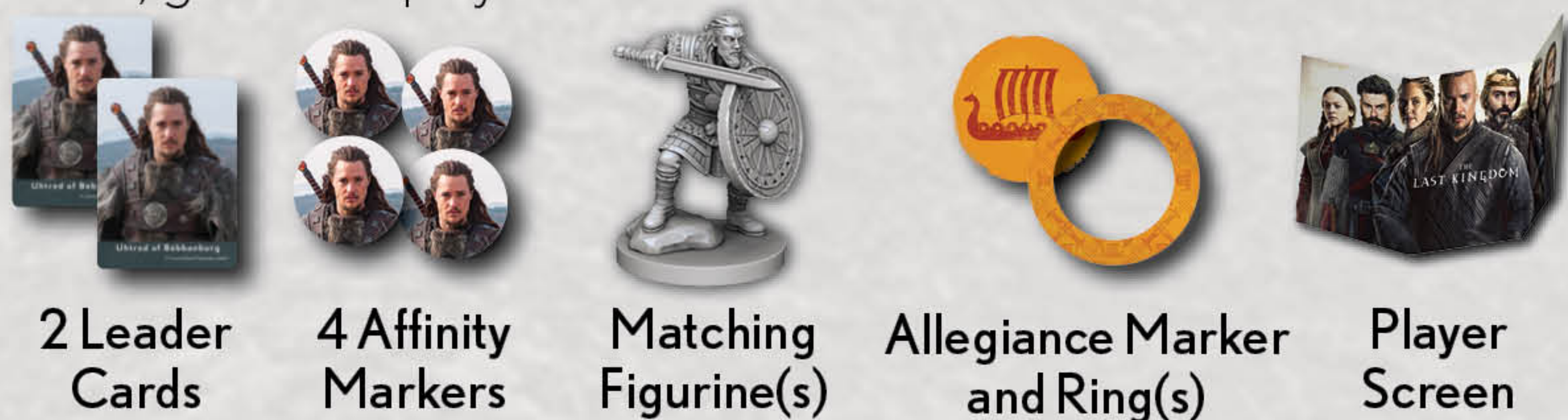
GAME SETUP

- 1 Place the **Game Board** in the center of the table.
- 2 Shuffle the **7 Action Plaques** and place them in a randomized row in the area above the **Market Action Track's** 7 slots (top of the board).
For a 2-player game, plaques should be flipped to their 2 side.
- 3 Give each player a **Leader Mat**. Players may choose a Leader, or be dealt one randomly. For your first game, we recommend using these *Season 1* characters:
 - 5-players: Uhtred, King Alfred, Guthrum, Aethelwold, Brida
 - 4-players: Uhtred, King Alfred, Guthrum, Aethelwold
 - 3-players: Uhtred, King Alfred, Guthrum,
 - 2-players and Solo: Uhtred, Aethelwold*Return unused Leader Mats to the box.*

- 4 Players now compare the **Initiative Numbers**, next to the *Starting Region* on their Leader Mats. Give the **Conflict Token** to the player with the lowest initiative. This player will choose which Region to have the first Conflict (see pg 9). Give the **Succession Token** to the player with the second lowest initiative.



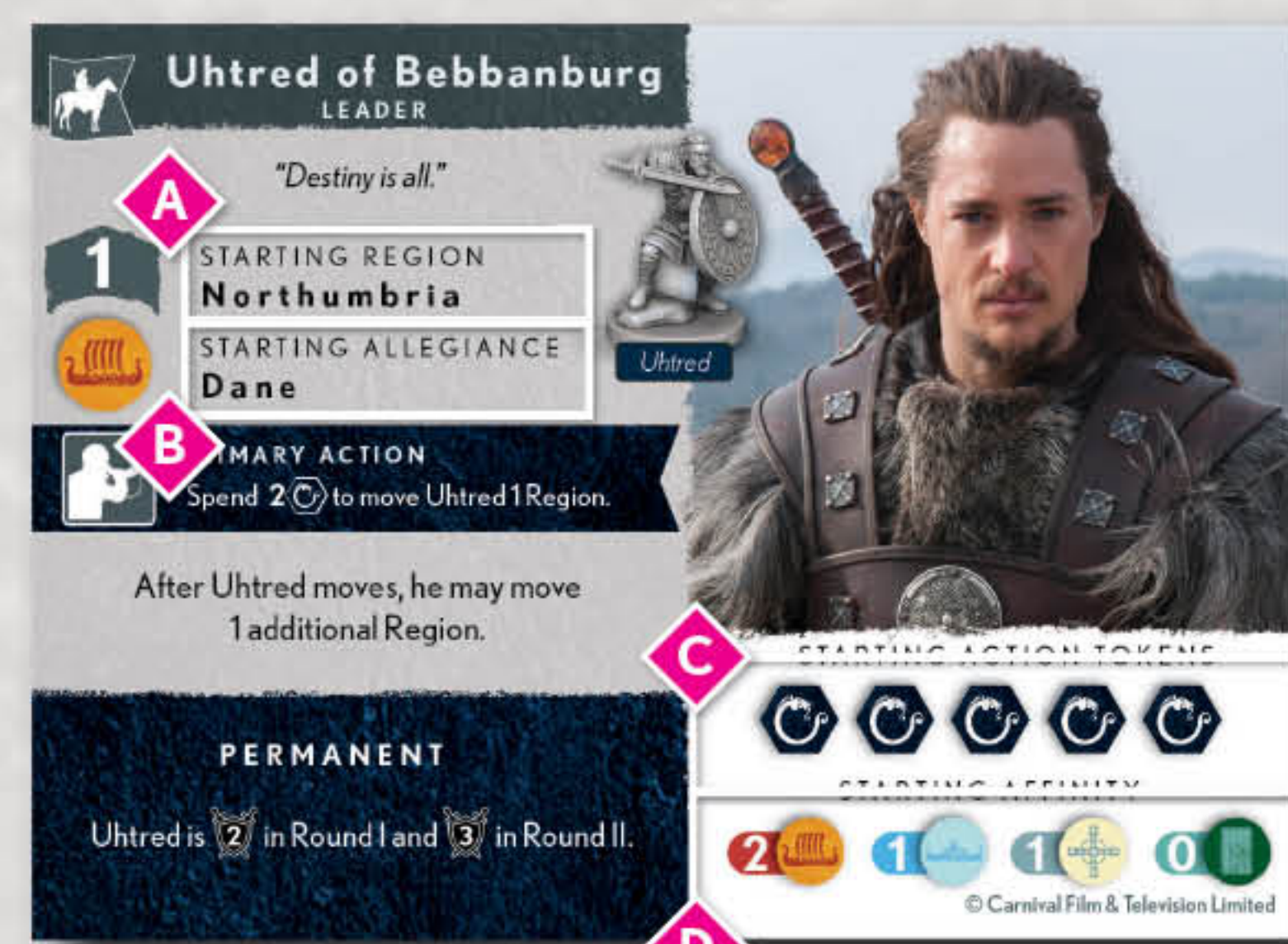
- 5 Place Leader Mats in each player's **Play Area**. Then based on that Leader, give each player:



- 5A Place all **unused Character Figurines** to the side of the game board. Return unused Leader Cards, Affinity Markers, Allegiance Markers, and Player Screens to the box.

- 6 Based on the information on each Leader Mat, players then:

- 6A Place their figure into its **Starting Region**.
- 6B Flip the Allegiance Marker to its **Starting Allegiance**, and place the Allegiance Ring to that side around the figure's base.
- 6C Place **Starting Action Tokens** behind their Screen.
- 6D Place 4 Affinity Markers on the **Starting Affinity** positions.



- 7 Separate the **4 types of Army Tokens**: Danes (👑), West Saxons (👑), Mercians (👑), and Northumbrians (👑), into four separate piles next to their matching **Army Pools** on the right side of the board.

- 7A **Add armies** into each of the 5 Regions on the board by reading the **icons** under each Region's name and adding the corresponding armies.



- 7B **For ? armies**: place 5 Danes, 1 West Saxon, 1 Mercian, and 1 Northumbrian into the **Drawbag** (8 total), **draw 1 randomly** for each ?. *After this, return the Drawbag to the box.*

- 8 Separate the **Victory Point Tokens** (8A), **Action Tokens** (8B), **5 Peace Tokens** (8C) into separate piles nearby.

- 9 Place the **Invasion Token** on the *Prepare for Invasion* spot in the lower right of the board.

- 10 Place all other **Allegiance Rings** not being used by players to the side of the game board.

- 11 Place the **2 Strength Markers** on the "zero" space of the **Conflict Region Track** at the bottom of the board.

- 12 To set up the **2 Decks of Round Cards**:

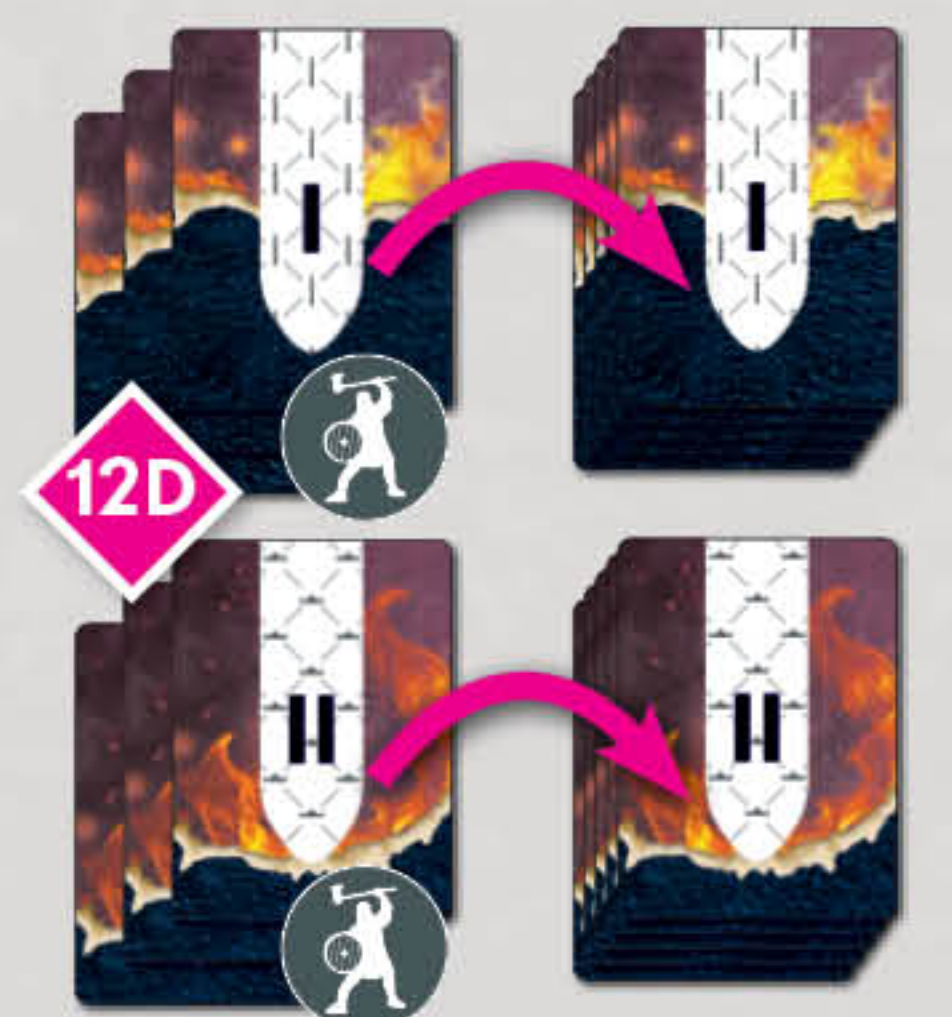
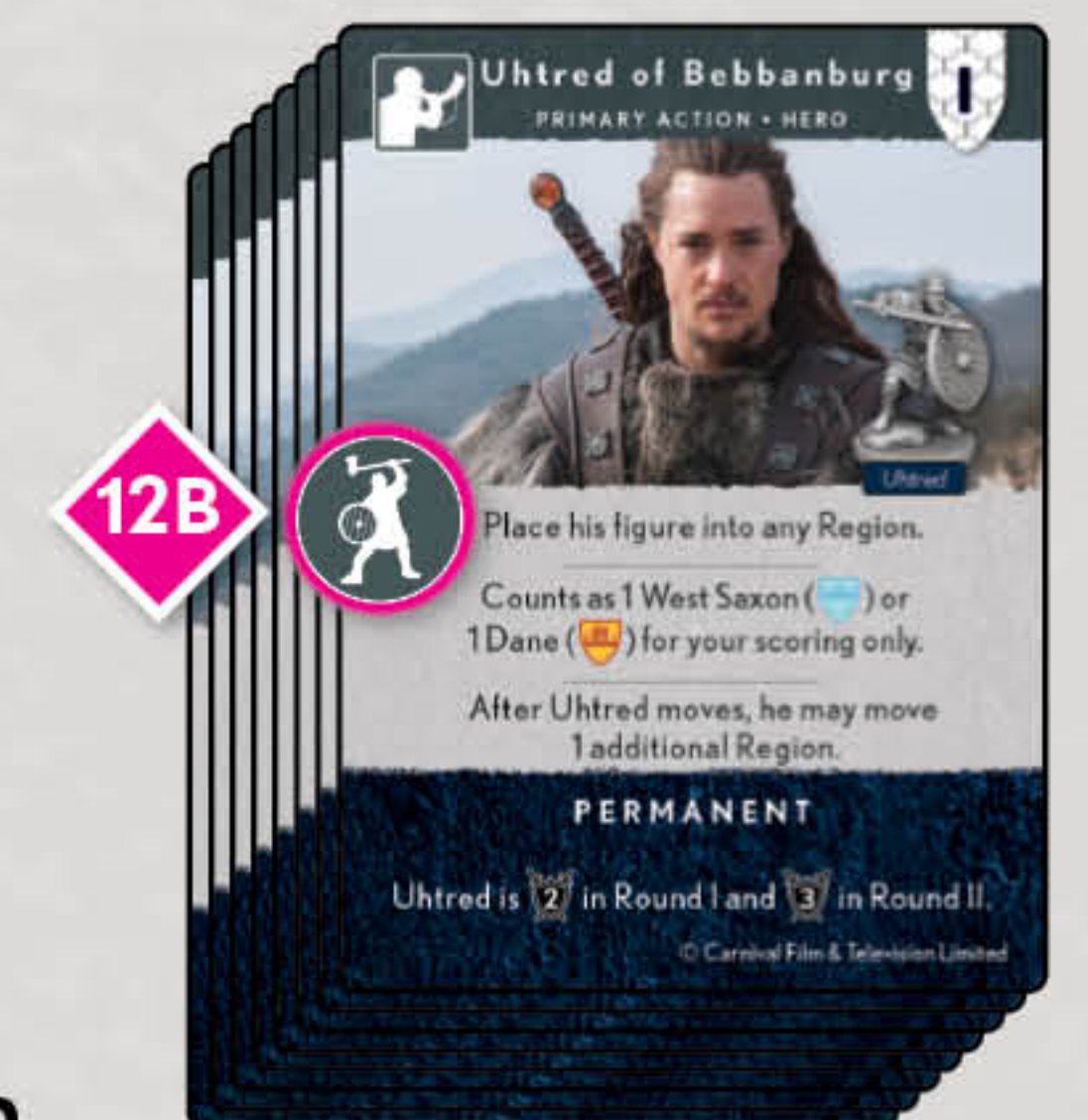
- 12A Gather all the Round Cards into separate decks (with backs marked with 'I' and 'II').

- 12B Remove all **Hero Cards** (marked with 🏹 icons) from each deck.

- 12C Of the Hero Cards, remove any that **match** Leaders that players are using, returning them to the box.

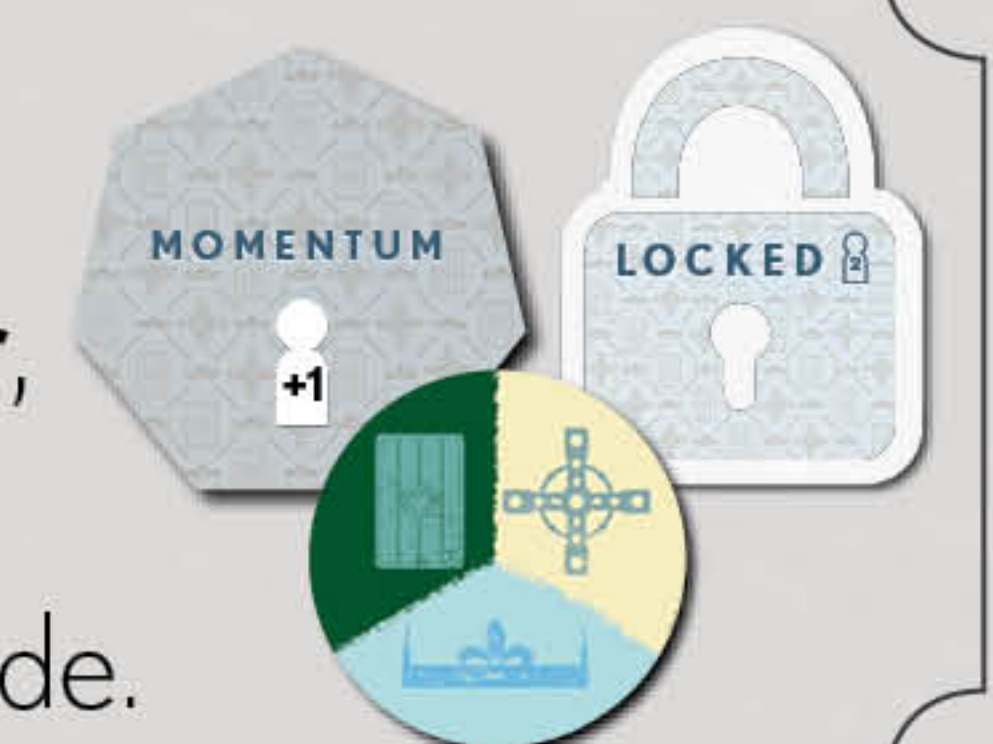
- 12D From what is remaining of Hero Cards, without revealing, select **3 random Round I Hero Cards** and **3 random Round II Hero Cards** and **shuffle them** into each respective deck. Return the rest to the box.

- 12E Finally, place each deck onto their **matching spots** at the top right of the board.



FOR A 2-PLAYER GAME:

Place the **Momentum Marker**, **Locked Marker**, and 1 additional **Allegiance Marker** nearby. Flip the Momentum Marker like a coin to set its side.



4-Player Game Setup Example:

8 Victory Point Tokens

8A Victory Point Tokens

8B Action Tokens

8C Peace Tokens

5A Figurines

10 Allegiance Rings

7B 8 Armies in the Bag

2 Action Plaques

1 Play Area

5 PlayerScreen with Starting Action Tokens

6C Conflict Token

6 Leader Mat

6B Allegiance Token

6A Leader Figurine with Allegiance Ring

7 Army Pools

12 Round Cards

7A Starting Armies

7B from the bag

9 Invasion Token

11 Strength Tokens

11 Succession Token

11 Leader Cards

MARKET ACTION TRACK

3	3	4	4	5	5	6
---	---	---	---	---	---	---

AFFINITY

10	10	10	10
9	9	9	9
8	8	8	8
7	7	7	7
6	6	6	6
5	5	5	5
4	4	4	4
3	3	3	3
2	2	2	2
1	1	1	1
0	0	0	0

Regions: NORTHUMBRIA, MERCA, EAST ANGLIA, WESSEX, WALES, DANES, WEST SAXONS, MERCIANS, NORTHUMBRIANS, SAXON.

COMPONENT OVERVIEW

LEADER MATS:

Each player has a Leader Mat for one of the playable characters.

- A** Leader's Name
- B** Figurine Image
- C** Starting Region/Initiative
- D** Starting Allegiance
- E** "Move Your Leader" Action
- F** Special Leader Ability
- G** Figurine's Permanent Effect
- H** Starting Action Tokens
- I** Starting Affinity



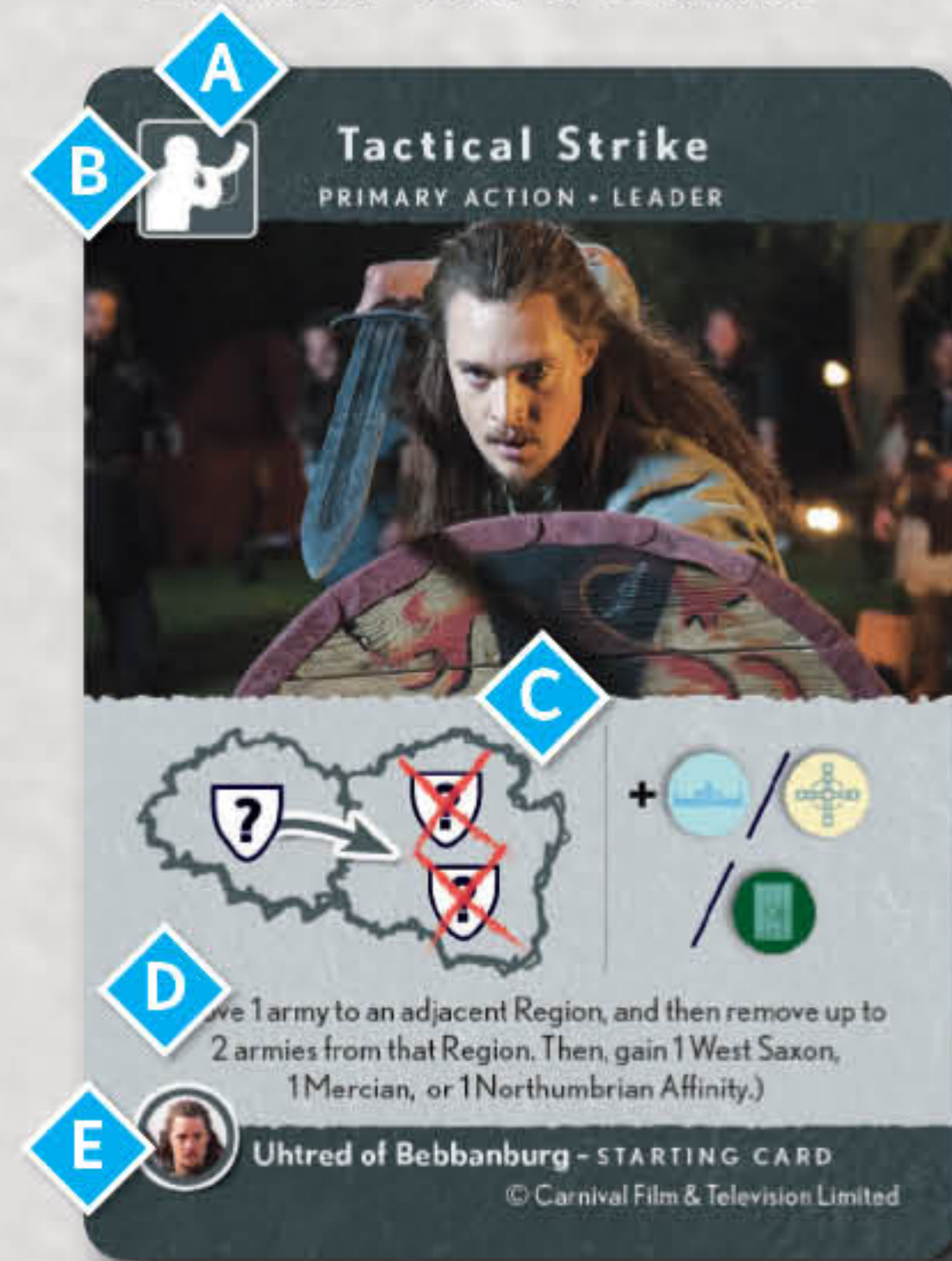
LEADER CARDS:

Each player has 2 Leader Cards specific to their Leader that can be played as an action anytime on their turn, once a Round.

- A** Action Title
- B** Action Type
(Primary, Secondary: Passive)
- C** Iconic Description
- D** Text Description of Action
- E** Leader Starting Card Label



Leader Card Backs



ROUND CARDS:

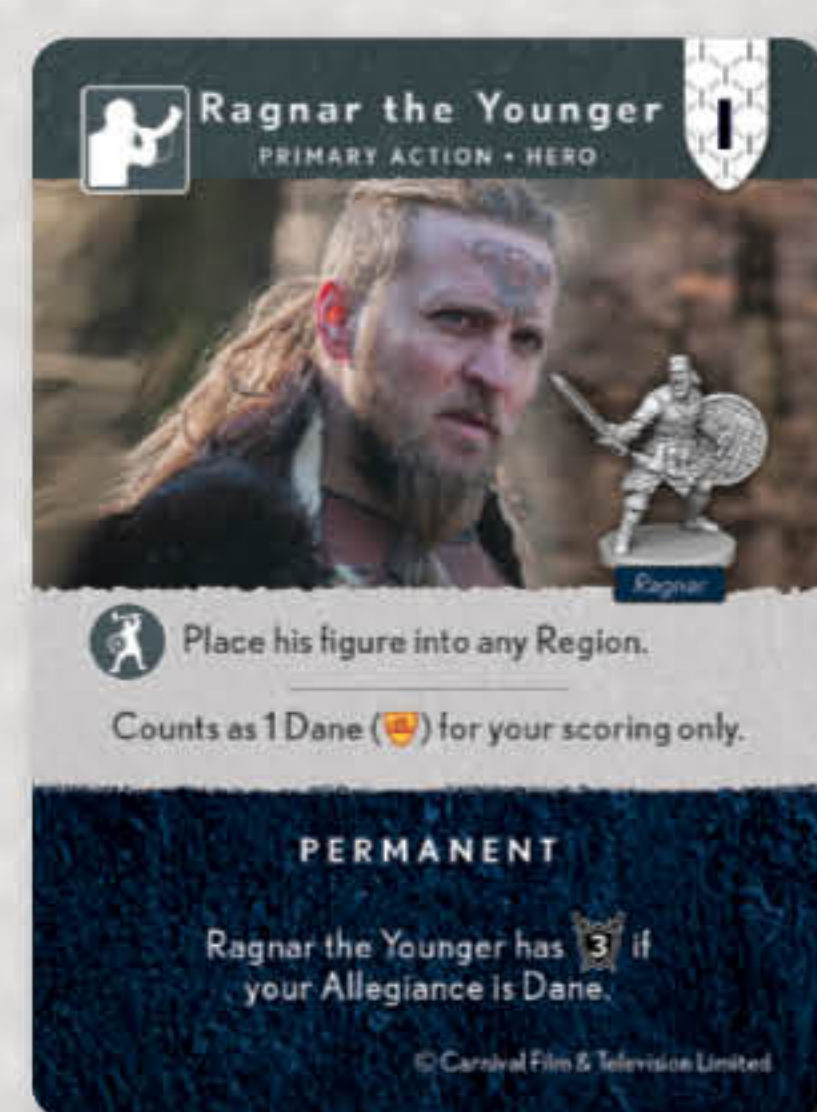
The game takes place over two Rounds, and there are different cards used in each Round based on their card backs. These cards are drafted at the start of the Round and like Leader Cards can be played as actions. There are several types of Round Cards:



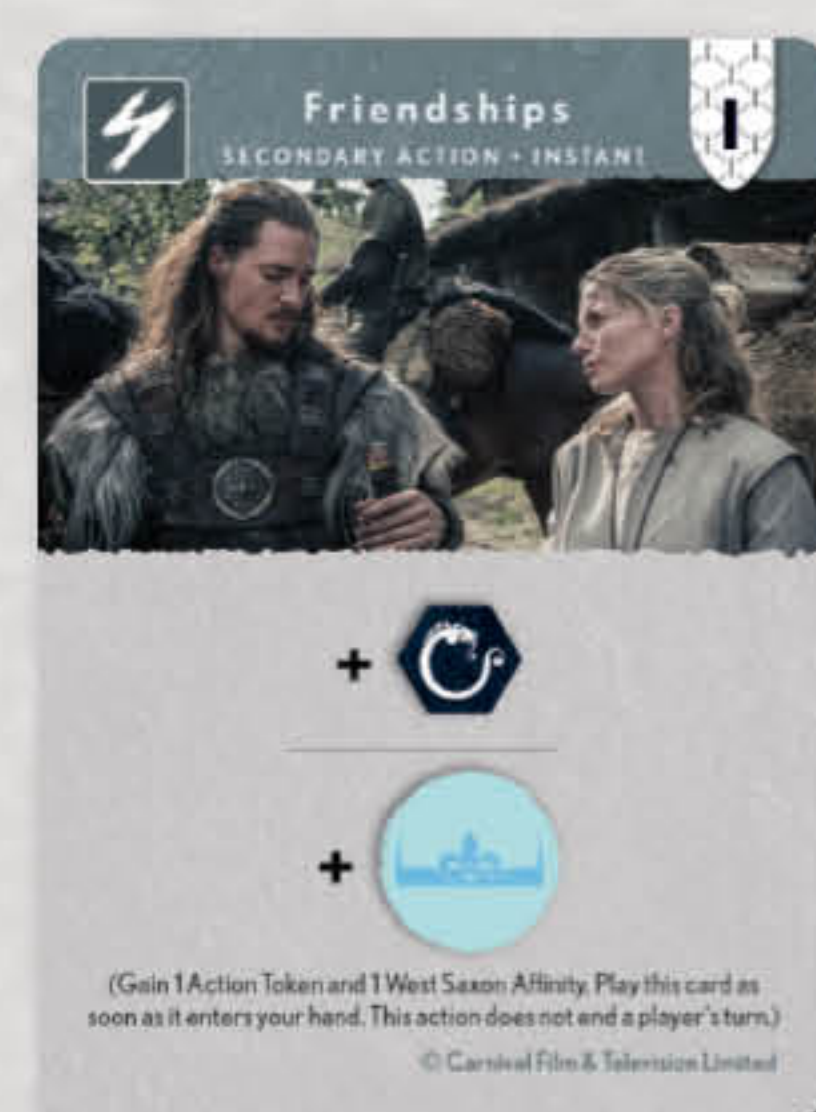
Round Card Backs



Primary Action



Hero with Permanent Effect



Secondary with Instant Action




Secondary with Passive Action

GAME BOARD:

The game board has all the information in the game to track:

- A** Affinity Track
- B** Market Action Track
- C** Round Card Decks
- D** Army Pools
- E** Map of Regions
- F** Prepare for Invasion
- G** Conflict Region Track



ACTION PLAQUES:

There are 7 Action Plaques above the the Market Action Track. Descriptions for each plaque is listed on pg 15, and each is double-sided depending on the player count of the game.

- A** Action Title
- B** Action Type
(Primary, Secondary: Passive)
- C** Iconic Description
- D** Player Count
- E** Action Cost



Player Count Sides

Market Action Track

TERMINOLOGY

ALLEGIANCE:

Each player has Allegiance, either Dane or Saxon, noted by which side their **Allegiance Marker** is flipped to. This token can only be flipped when a "Change Allegiance" action is performed from a card or Action Plaque. Whichever Allegiance a player has, all of their figurines also have that allegiance too. If ever it changes, flip all of their **Allegiance Rings** to match.



AFFINITY:

Each player has Affinity for the 4 different factions—they each are marked by one of the player's 4 **Affinity Markers** on the **Affinity Track**. The Saxons have 3 different factions' tracks, each with their own Affinity, and the Danes only have one. Throughout the game, players may gain Affinity for each separate faction, advancing their marker up the track.



Listed on Uhtred's Leader Mat are his starting Affinity Levels for all 4 factions, which match his Affinity Tokens on the track:



© Carnival Film & Television Limited

VICTORY POINTS FOR AFFINITY:

After a Conflict is resolved, if you are aligned with the winning side you score **Victory Points** based on how many of your side's units are in the Conflict Region. The amount of Victory Points is based your Affinity Level with factions in the Region.

In this example, Uhtred has 2 , which means he gains 2 Victory Points per Dane unit. There are 3 Dane armies in the Conflict Region, so he gains 6 points.




CONFLICT/SUCCESSION REGIONS:

On the Game Board is a map with 5 Regions. Each round, one Region is marked the Conflict Region by the Conflict Token. Another Region marked by the Succession Token will be the next Conflict Region. Over the course of the game, each Region will be in Conflict twice, once each Round.



STRENGTH:


Pieces in a Conflict Region offer a totaled Strength () which is noted by markers on the **Conflict Region Track** (see below):

Armies in a Region are worth .

There are 3 types of Saxon armies:



Dane armies only represent the Danes.


Figurines (both Leaders and Heroes) in a Region by default contribute  to whichever faction their player is aligned with. Note that some figurines may have different Strength values listed on their cards or mats. For example, Uhtred's Permanent Effect changes his strength.

At any rate, adding or removing armies and figurines from the Conflict Region will require the **Strength Markers** on the track to be adjusted—move the faction's marker left or right on the track. If Strength ever goes higher than 15, flip the token to its "15+" side and place it at the track's beginning.



MAXING-OUT AFFINITY:

Gain 6 **Victory Points** each time a player's Affinity Marker would move above the '10' space on any track.

In this example, Uhtred gains a Dane Affinity where he is already at 10 . He instead gains 6 Victory Points.



GAMEPLAY

The game plays over two **Rounds**. A Round is comprised of three phases, which are drafting cards at the beginning, then resolving five Conflicts, one for each Region, and then the third phase is different for each Round:

ROUND I:

Phase 1: Draft (pass cards to the left)

Phase 2: Conflict

Phase 3: Cleanup (see pg 12)

ROUND II:

Phase 1: Draft (pass cards to the right)

Phase 2: Conflict

Phase 3: Cleanup (see pg 12)

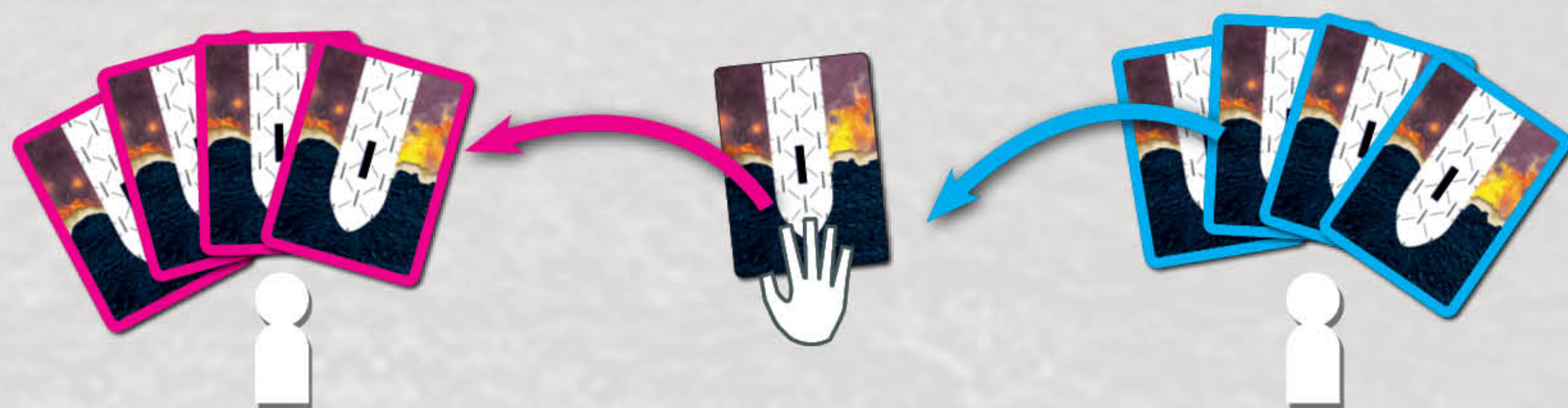
PHASE 1: DRAFT

At the start of each Round, each player is dealt cards that they draft amongst themselves, choosing which cards to keep and which to pass.


- Deal each player **5 Round Cards** from the Round's numbered deck. For Round I, deal from "Deck I" and for Round II, deal from "II."



- Each player looks at the 5 cards, selects one of the cards to keep, placing it face-down in their play area. When all players are ready, in Round I, pass the remaining 4 cards to the player on their **left** and accept the cards from the player on the **right**. In Round II, pass the cards to the **right** instead.



- Repeat this "keep-one-card-and-pass-cards" step until players would be passing **only 1 card**. That final card is discarded to the discard pile face-down. Keep a separate discard pile for both Round I and II cards.



- At this point, each player should now have **4 Round Cards** that they drafted, in addition to their **2 Leader Cards** which they started the game with. These **6 cards** are combined to form each player's hand.




- If players have any **Instant Cards** (with a ⚡ icon) in their hand after drafting, immediately play those cards face-up onto the table and resolve the actions listed on them.



INSTANT SECONDARY ACTIONS- Cards that are played immediately after a Round's Draft Phase or as soon as they enter a player's hand.

REFRESH THE ROUND DECK

If Round Cards need to be drawn but the deck is empty, shuffle all the cards from its discard pile and **reform the draw deck**. Then continue drawing cards.



PHASE 2: CONFLICT

In this phase, players take turns performing actions or passing to resolve Conflicts in all five of the Regions.

AN OVERVIEW OF THE CONFLICT:

The Region with the **Conflict Token** is where the war is happening. The Danes and Saxons fight for control there, and it's the players' actions that can tip the scales of power.



Each player has an **Allegiance**, noted by which side their Allegiance Marker and Ring are flipped to. This shows whether the player is aligned with the Danes or the Saxons.

The current **Strength** of both factions are totaled on the **Conflict Region Track** at the bottom of the board.



Once all players **consecutively pass** in taking turns, the current Conflict is then resolved and a **Peace Token** is placed onto the Region, flipped to the side noting if the Danes or the Saxon had won the Conflict. By the end of the Round, all 5 Peace Tokens will have been placed, one in each region.

Players aligned with the winning side (and remember, players can perform actions that change their Allegiance) gain **Victory Points** based on how much **Affinity** they have for the individual factions' units in the Conflict Region. Players on the losing side instead gain Action Tokens that they can use to perform actions in the next Conflict.



After being resolved, the Conflict Token moves to the Region with the **Succession Token**, and the player with the **Invasion Token** chooses which Region to place the Succession Token. This is the next Region that will have the Conflict.

For a turn-by-turn Conflict example, see the *Gameplay Example* on pg 14.

CONFLICT AND SUCCESSION REGIONS (ROUND I):

At the start of each Round, the first **Conflict Region** and **Succession Region** must be marked with tokens (Round I and II each have different ways of doing this. For Round II, see *Cleanup Phase* on pg 12):

1. The player with the **lowest Initiative** (the number in the top left of the Leader Mat) chooses any one of the 5 Regions on the board and places the **Conflict Token** there. This marks where the first Conflict will occur.



2. Immediately set the **Strength Markers** of the Danes and Saxons on the **Conflict Region Track** at the bottom of the board, based on each faction's Strength in the Conflict Region (see pg 11). This marks which side is currently winning the Conflict.



3. Then, the player with the **second lowest Initiative** chooses one of the 4 remaining Regions (not with the Conflict Token) and places the **Succession Token** there. This marks the next region to have a Conflict.



4. The player with the **third lowest Initiative** takes the **first turn**.



CONFLICT PHASE CONTINUED...

TAKE A TURN:

Before resolving the current Conflict, players take turns in clockwise order, choosing one of the options on this page, until ALL players choose the "Pass Turn" option, consecutively. Some of these options involve performing actions, and there are two types:

PRIMARY ACTIONS- You can only perform one Primary Action using the *Action Market* or by playing a card, and your turn ends after resolving it. Primary Actions change the state-of-the-board in some way, whether it be adding, removing, or moving units, changing your Allegiance, or moving the entire Conflict to another Region.

PASSIVE SECONDARY ACTIONS- Any number of these can be performed **before a Primary Action** is performed, or can even be performed and before passing (see Pass Turn).

The **5 options** you can choose on your turn are:

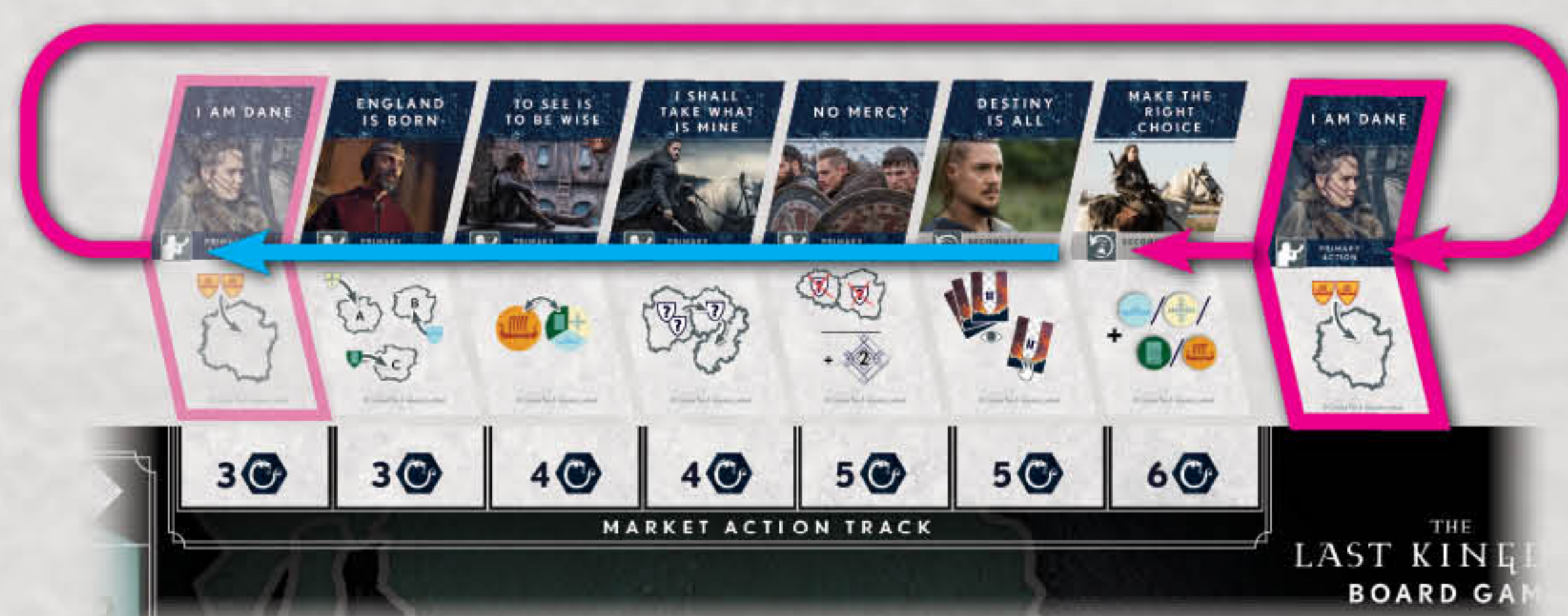
1. PERFORM A MARKET ACTION:

There are **7 Market Actions** listed on the Action Plaques at the top of the board. To perform these, you must spend **Action Tokens** from behind your screen—the costs are indicated by where each plaque sits in the **Market Track**.

For example performing, "I am Dane" costs 3 Action Tokens.

After resolving, **move the plaque** on the Market Track to the rightmost slot (most expensive), and then **slide the other plaques** to the left to fill in the gap.

For example, this plaque moves to the back of the row, and all other plaques slide down to fill in.



For explanations of **Action Plaque Effects**, see pg 15.

2. PLAY A CARD:

Place a card from your hand face-up to your play area and resolve the text listed on the card. There is no cost to play a card.



3. MOVE YOUR LEADER

PRIMARY ACTION
Spend 2 to move Uhtred 1 Region.

Listed on your Leader Mat is a Primary Action to move your Leader figurine(s) to an adjacent Region. Spend the listed amount of Action Tokens to perform this.



4. PASS TURN:

You pass your turn to the next player when not taking an option with a Primary Action. Before passing, you may perform Passive Secondary Actions, such from a Market Action or playing a card, but if you are unable to perform a Primary Action, then you **MUST** pass. However, you are not out for the remainder of the current Conflict, as on your next turn you may perform an Primary Action if you wish, or pass again. If every player **consecutively passes** and it is the original passing player's turn, then taking turns for the current Conflict is over and it is time to **resolve it** (see next page).

5. PREPARE FOR INVASION:

This is a special form of *Pass Turn* for **only one player** during each Conflict. Instead of passing like normal, take the **Invasion Token** from the board, placing it in your play area. You now cannot take another turn for the remainder of this Conflict, but will participate in scoring once the Conflict is resolved. There are **two benefits** you receive (listed in the *Prepare for Invasion* space on the game board):




+ x

NEXT CONFLICT:

- A.** Gain **Action Tokens** equal to how many **Peace Tokens** are currently on the game board.
- B.** You place the **Succession Token** before the start of the next Conflict—the Invasion Token marks this ability (see pg 12).

What if no player *Prepares for Invasion*?

If after all players have passed and no one has performed *Prepare for Invasion*, then the last player who passed automatically gains the **Invasion Token**, however does not gain the *Prepare for Invasion* Action Tokens.



CONFLICT PHASE CONTINUED...

RESOLVE THE CONFLICT:

Once all players consecutively pass in taking turns:

- The faction with the **higher Strength** wins: Immediately place a **Peace Token** in that Region flipped to the side of the victor. Then all players gain benefits for both winning or losing (see below).
- If there is a **tie in Strength**: Nobody gains benefits for winning or losing and a Peace Token is not placed. Instead, do not disband excess armies and move the Conflict and Succession Tokens like normal (see pg 12).

If there is a **tie in the fifth and final Conflict Region** of a Round: Nobody gains benefits for winning/losing and a Peace Token is not placed. Then ignore this Region—it will not have a Peace Token for this Round. Instead, proceed to *Phase 3: Cleanup or Final Scoring*, depending on which Round (see pg 12).

WIN THE CONFLICT:






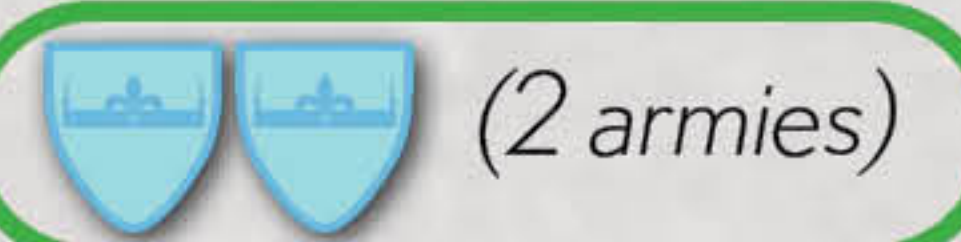







The winning players revel in the victory! They gain **Victory Point Tokens**, secretly placing them behind their player screens. To score, **each victorious player**:

1. Chooses a combination of **up to 5 armies and/or hero figurines controlled by the player** in the Conflict Region that are aligned to the winning faction. **Hero figurines** belong to the faction noted on their Hero Cards (for example, Alfred scores as a West Saxon). **Leader figurines** CANNOT be counted for scoring, however.

2. Notes the level of each **Affinity Marker**: the marker's row lists how many **Victory Points** the player gains per each faction's army—ranging from 0 points at the bottom to 5 points at the top.

For example, Uhtred has 2 Affinity for the West Saxons. He gains 2 Victory Points for each West Saxon army chosen.



West Saxons:	 x 	 (2 armies)	 (Hero King Alfred scores as West Saxon)	= 6 points
Mercians:	 x 	 (2 armies)	 (1 army)	= 2 points
Northumbrians:	 x 0	 (1 army)		= 0 points

4 total armies and 1 hero figure scores a total of 8 Victory Points.

The crossed-out armies are ones not chosen to be scored.



On-Your-Own Bonus: A player scores an additional 5 Victory Points if they are the **only winning** player in the Conflict.



The Saxons' Strength: 6 armies that have . Uhtred in Round 1 has  and his hero, King Alfred, has .

The Danes' Strength: 3 armies that have . Guthrum has , and his ability states that up to 3 Dane armies are , adding an additional .

When the Conflict in Wessex is resolved, the Saxons have 9 Strength and the Danes have 7. **The Saxons win and Wessex has peace!**

LOSE THE CONFLICT:



If a player's Allegiance is with the losing side, they score no points. Instead, they gain **2 Action Tokens**, which are placed behind their player screen.



On-Your-Own Bonus: A player gains an **additional 2 Action Tokens** if they are the **only losing** player in the Conflict.

Momentum:



In a 2-player game, after a scoring for a Conflict, set the **Momentum Marker** to that winning side. In the next Conflict, whichever side the marker is showing is considered to have **+1 player** for determining the *On-Your-Own Bonus*.

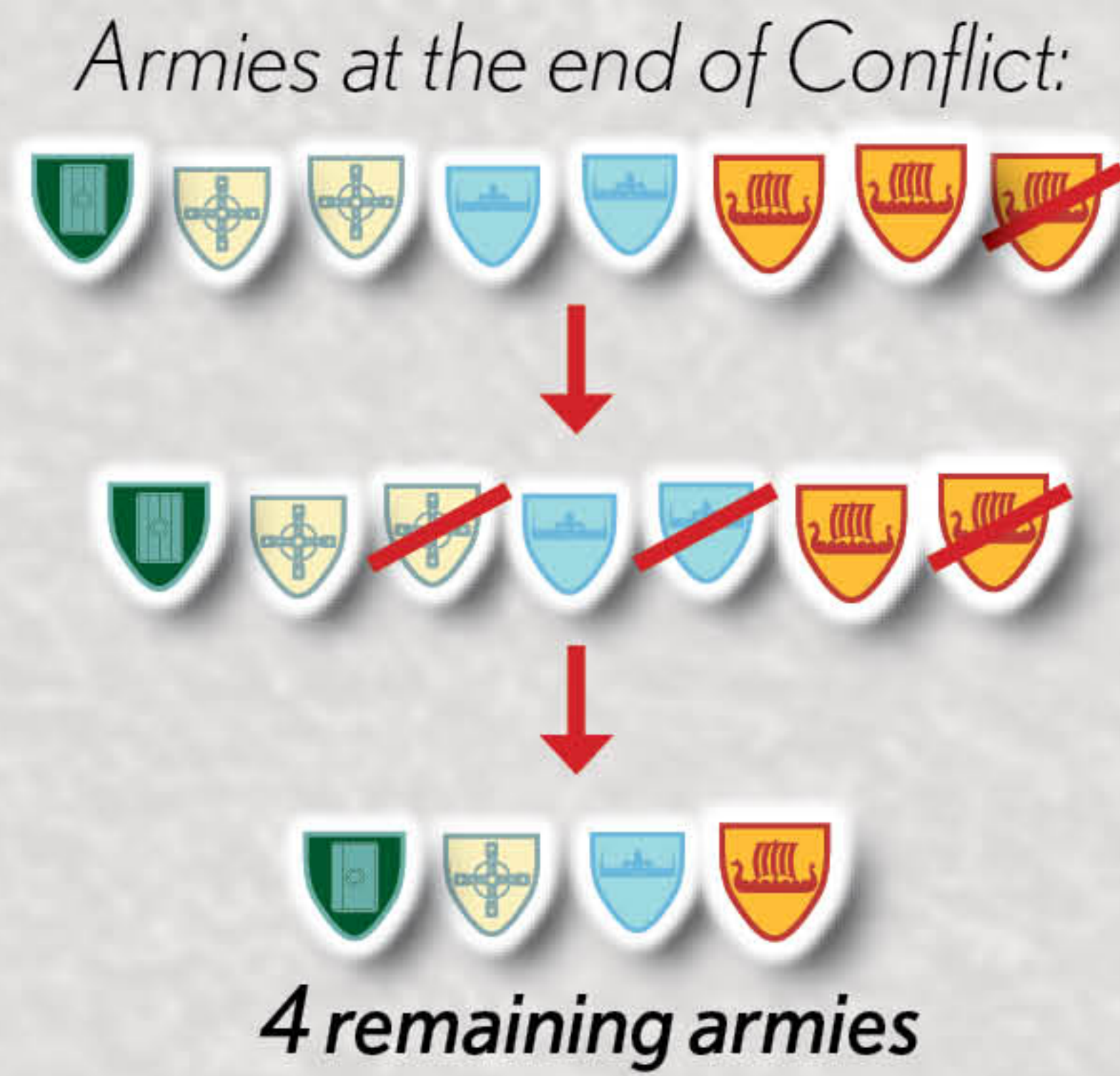
For example, if the marker is set to the Saxon side, and you have Dane Allegiance and your opponent is aligned with the Saxons, then, win-or-lose, you would gain the *On-Your-Own Bonus*.

CONFLICT PHASE CONTINUED...

DISBAND EXCESS ARMIES:

If there are **more than 5 armies** in the Region after a Conflict then armies must be disbanded until there are 5 or fewer. To do this, follow this rule: *“Have one of every army, if possible.”*

No matter which type of army, start by removing 1 from whichever type has the most. If multiple armies are tied for the most, remove 1 from each of the tied types. If there are now **5 or fewer armies**, then disbanding is done. If there are still more than 5, then continue disbanding until there are 5 or fewer.



RESET FOR NEXT CONFLICT:

1. Move the **Conflict Token** to the Region with the **Succession Token**—this is the next Conflict Region.
2. The player that currently holds the **Invasion Token** chooses which Region to place the next Succession Token. The Region cannot already have a Peace Token, and if there is only one Region left without a Peace Token, the Succession Token is not placed and is removed from the board.
3. Place the **Invasion Token** back onto its space on the board.
4. Proceed to the next Conflict with all players taking turns until they consecutively pass. The player to the left of the player who passed last will take the first turn of the next Conflict. Once all 5 Conflicts have been resolved, move to *Cleanup Phase* (Round I only) or *Final Scoring Phase* (Round II only).



PHASE 3: CLEANUP (ROUND I ONLY)

After Round I is complete, it is time to prepare for Round II:

1. Gain up to the amount of **Starting Action Tokens** listed on your Leader Mat, placing those behind your player screen.
2. Discard all Round Cards currently played in your play area to the discard pile, **except** for any Hero and Instant Cards that have a Permanent Effect—those continue providing you with their benefits in Round II.
3. Discard all unplayed Round Cards in your hand to their respective discard piles, and gain **1 additional Action Token** for each card discarded from your hand.
4. Return the **2 Leader Cards** to your hand.
5. Remove all **Peace Tokens** from the board.
6. Give the **Conflict Token** to player who last had the Invasion Token, and give the **Succession Token** to the player left of that player. Place the **Invasion Token** back on its spot on the board. These players will place the Conflict and Successions Tokens at the start of the next *Conflict Phase* and the next clockwise player will take the first turn.



Players are now ready to start the *Draft Phase* for Round II using cards from the Round II deck.


PHASE 3: FINAL SCORING (ROUND II ONLY)

After the *Conflict Phase* of Round II is finished, the war is over and players are ready to see which Leader has gained the most Victory Points. Total all the Victory Point Tokens from behind each player's screen.



The player with the most Victory Points is crowned the ruler of Britain. In the case of a tie, based on the Peace Tokens from the end of Round II, the player aligned to the faction with the most tokens wins. If the tied players are aligned to the same faction, then add their total Affinity Levels and the player with the most wins. If players are still tied, then the Leader with the highest Initiative number wins.

ACTION PLAQUE EFFECTS

Each plaque has two different sides: one regular and one used only in a 2-player game. Note if the side you are using has the  icon when setting up your game.

 For 2-players



To See is to be Wise- Primary Action

You must change your Allegiance.

 **Side:**

You must also lose 1 Action Token (you can still perform this action even if you do not have 1 token to lose).



I Shall Take What is Mine- Primary Action

Move any 2 armies into an adjacent Region. From that Region, move any 1 army to a different adjacent Region.

 **Side:**

Also, the player selects 1 card at random from your opponent's hand, looks at it, and returns it.



No Mercy- Primary Action

Select 2 adjacent Regions and remove 1 army from each Region. Then, gain 2 Victory Points to place behind your player screen.

 **Side:**

Instead of gaining 2 Victory Points, gain 3.



"Destiny is All"- Passive Secondary Action

Look at the top 3 cards of the Round II deck and add one to your hand. Put the other 2 at the bottom of the deck without showing your opponents. This action does not end your turn.

 **Side:**

Same as other side.



I am Dane- Primary Action

Add 2 Danes to any Region.

England is Born- Primary Action

Add 1 Mercian, 1 West Saxon, and 1 Northumbrian, each to separate Regions.



 **Sides' Effect:**
Double Down

To **Double Down**, you must be aligned to the faction listed on the plaque (either Saxon or Dane). Take the extra **Allegiance Marker** from nearby and place it on top of your own marker. The other player cannot now Double Down (neither as Saxon or Dane), nor can you change Allegiance, for the remainder of the current Conflict. When the Conflict is resolved, if both you and your opponent share the same Allegiance and your faction wins, **only you score Victory Points**—the other player has lost the Conflict and they receive 2 Action Tokens. Neither you or your opponent receive the On-Your-Own Bonus, however. After the Conflict resolves, return the Allegiance Marker to its starting location nearby.



Make the Right Choice- Passive Secondary Action

Gain any 1 Affinity (West Saxon, Mercian, Northumbrian, or Dane) of your choice. This action does not end your turn.



 **Side's Effect:**
Locked

After gaining 1 Affinity of your choice, take the **Locked Marker**, flipping it to your current Allegiance's side. You are no longer able to change Allegiance for the remainder of the current Conflict's duration while holding this marker—**you are locked with this Allegiance**. If the other player uses the same plaque's action, they then take the Locked Marker from you and set it to their Allegiance. After the Conflict is resolved, return the Locked Marker to its starting location nearby.

CREDITS

Game Designer: John D Clair

Lead Graphic Designer: Benjamin Shulman

Graphic Designers: Peter Wocken, Jason Washburn

Game Developer: Michael Coe

3D Designer: Chad Hoverter

Editor: Dylan D. Phillips

DESIGNER'S NOTE FROM JOHN D CLAIR

Very big thanks to the smart and fun folks who helped with all the playtests. This was a different and interesting design challenge and their time and input were invaluable. Thanks to the Gamelyn Games team for their trust in me and their excellent contributions to the game design. I'd also like to highlight a couple of great games that informed and inspired this design. First is *Blood Rage*, a favorite game of mine which inspired the idea of card draft phases followed by dynamic battle phases. Second is *The King is Dead*, a brilliantly elegant design that informed some of my design framework around multiple warring factions where players are not locked into one side or the other.

GAMEPLAY EXAMPLE

Here is an example of the turns for the first Conflict in Round I. This is a 4-player game with the Leaders **Uhtred**, **King Alfred**, **Guthrum**, **Aethelwold**.

After Phase 1: Draft, all players must play any cards with Instant Secondary Actions (⚡) that they have in their hands:

- Uhtred** plays *Brutal Tactics*, which gains him 1 Action Token. It also has a Permanent Effect that allows Uhtred to gain 1 Victory Point Token whenever 1 or more armies of his opposing Allegiance are removed for any reason.
- Guthrum** plays *Friendships* which gains him 1 West Saxon Affinity and 1 Action Token.
- Aethelwold** plays *Empathy for All* which gains him 1 Action Token, and then gains him 1 Affinity with the faction he has the least Affinity with. Since he has 0 Northumbrian Affinity, he gains 1 Northumbrian. He also has the Leader Ability, "Aethelwold's Dane Affinity is always equal to his lowest Saxon Affinity." Since 1 is his lowest Saxon Affinity, his Dane Affinity Token is also moved to 1.

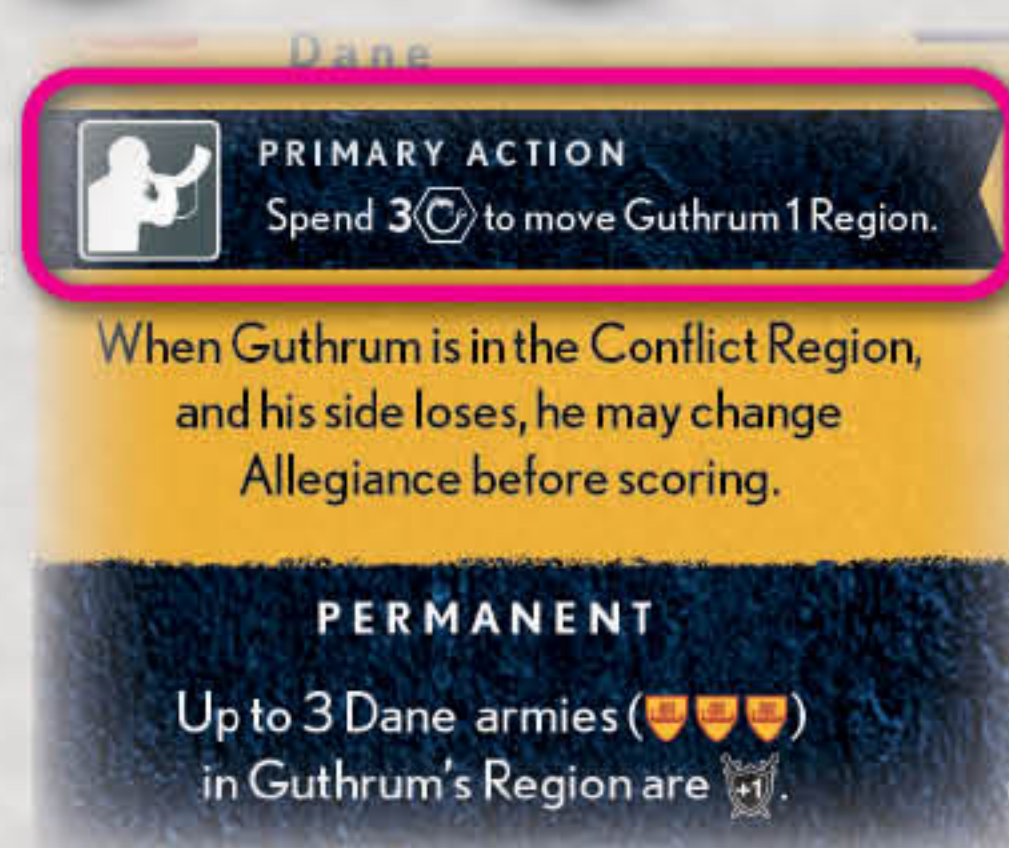
Starting the Conflict: Since Uhtred's initiative number is 1, he places the Conflict Token in Wessex. Since Aethelwold's initiative is 2, he places the Succession Token in Northumbria. Since Guthrum's initiative is 5, he takes the first turn of the Conflict in **Wessex**.

The Starting Strengths in Wessex:

- The Saxons have King Alfred and 3 West Saxon armies, which offer 4 Strength.
- The Danes have 2 Dane armies, which offer 2 Strength.



Turn 1 - Guthrum: Uses his Primary Leader Movement Action listed on his Leader Mat: he spends 3 Action Tokens to move his figurine from East Anglia to Wessex. His figurine also has the Permanent Effect, "Up to 3 Dane armies in Guthrum's Region are +1 Strength." Since there are 2 Dane armies, the Dane Strength is +2.



With the addition of Guthrum and his ability, the Dane's Strength Token on the track moves from 2 to 5. The new Conflict totals are 5-Danes vs. 4-Saxons.

Turn 2 - King Alfred: He first plays the Secondary Passive Action Card, *Chaos*, which allows him to draw a card from the Round II deck and add it to his hand, which he draws Round II's *Maneuver* Card. He then decides to play it as a Primary Action, gaining 2 Action Tokens, and then first moving 1 Dane army from Wessex to Mercia, and then moving 2 Mercian armies from Mercia to Wessex.




The new Conflict totals are 6-Saxons vs. 3-Danes.

Turn 3 - Uhtred: Uses his Primary Leader Movement Action, paying 2 Action Tokens to move his figurine from Northumbria to Mercia. He also has the Leader Ability, "After Uhtred moves, he may move 1 additional Region." This allows him to then move from Mercia to Wessex.



Since Uhtred has Dane Allegiance, and his Permanent Effect is that he is 2 Strength in Round I, the new Conflict totals are 6-Saxons vs. 5-Danes.

Turn 4 - Aethelwold: He plays his Leader Card, *Playing Both Sides*, which he adds 2 Dane armies to Wessex (which each are +1 Strength due to Guthrum's Permanent Effect), and in East Anglia adds 1 West Saxon, 1 Mercian, and 1 Northumbrian army. He then changes his Allegiance to Dane.



The new Conflict totals are 9-Danes vs. 6-Saxons.

Turn 5 - Guthrum: Seeing that the Danes are winning, he passes his turn.

Turn 6 - King Alfred: He first spends 5 Action Tokens at the Action Market to use the Secondary Passive Action, *Destiny is All*. This allows him to draw 3 Round II Cards, look at them, and then choose one to keep. *Destiny is All's* plaque then moves to the back of the row. He then spends 3 Action Tokens to use the Primary Action, *England is Born*, to at 1 West Saxon army to Wessex, 1 Mercian army to Mercia, and 1 Northumbria army to Northumbria.



The new Conflict totals are 9-Danes vs. 7-Saxons.

Turn 7 - Uhtred: Seeing that the Danes are winning, and acknowledging that King Alfred is not ready to quit, he passes his turn.

Turn 8 - Aethelwold: Spends 4 Action Tokens at the Action Market to use the Primary Action, *No Mercy*, which he removes 1 West Saxon army from Wessex and 1 Mercian army from the adjacent East Anglia, and then he gains 2 Victory Point Tokens. Since Saxon armies are removed, Uhtred's *Brutal Tactics* Permanent Effect triggers and Uhtred gains 1 Victory Point Token.



The new Conflict totals are 9-Danes vs. 6-Saxons.

Turn 9 - Guthrum: He again passes, lying in wait.

Turn 10 - King Alfred: He plays the card *Brida*, adding Brida's figurine to Wessex. She is a Hero with an Allegiance Ring flipped to the Saxon side, and she offers 1 Strength to the Saxons. She also has the Permanent Effect, "If your side wins the Conflict in Brida's Region, you may return any one of your face-up Primary Action Cards in play to your hand."



The new Conflict totals are 9-Danes vs. 7-Saxons.

Turn 11 - Uhtred: He decides it is time to move! He plays his Leader Card, *Change of Heart*, which changes his Allegiance from Dane to Saxon (he flips his Allegiance Marker and Ring, and then he also gains 1 Dane Affinity. Also, since Alfred has the Permanent Effect on his Leader Mat: "If a player changes Allegiance to Saxon and their Leader is in Alfred's Region, they gain 3 Action Tokens," Uhtred gains 3 Action Tokens. This change massively swings the Conflict total: 9-Saxons vs. 7-Danes.

Turn 12 - Aethelwold: Having failed in his plot to usurp his uncle, being betrayed by Uhtred, and also not trusting Guthrum's Allegiance to the Danes, he decides to *Prepare for Invasion*, taking the Invasion Token. Since there are no Peace Tokens on the map he does not gain any Action Tokens for doing so. He will place the Succession Token when resetting for the next Conflict, but for now passes for the remainder of this Conflict.

Turn 13 - Guthrum: Also seeing victory for the Danes slipping away, but with a secret ploy up his sleeve to put himself on top, he passes.

Turn 14 - King Alfred: He passes, confident in Saxon victory.

Turn 15 - Uhtred: He passes, and with all players consecutively passing, the Conflict is now ready to be resolved.

Resolving the Conflict:

With a final Conflict total of **9-Saxons vs. 7-Danes**, the **Saxons win the Conflict!** Place a Peace Token flipped to the blue Saxon-side into Wessex.



Next, for each Leader, resolve their outcomes for either being on the winning or losing side:

Uhtred is aligned with the Saxons so, he **wins** the Conflict. He scores Victory Points for armies in Wessex:

Affinity: x = 1 point

Armies: (max of 5) = 3 points

= 2 points

Total of 5 Victory Points

King Alfred is aligned with the Saxons so, he **wins** the Conflict:

Affinity: x = 3 points

Armies: (max of 5) = 2 points

Total of 11 Victory Points

Brida also has a Permanent Effect that triggers, allowing King Alfred to add the *Maneuver* card he played back to his hand.

Guthrum is aligned with the Danes, however, he has the Leader Ability, "When Guthrum is in the Conflict Region, and his side loses, he may change Allegiance before scoring." He therefore, changes to Saxon and **wins**, also gaining 3 Action Tokens for changing in Alfred's Region:

Affinity: x = 1 point

Armies: (max of 5) = 3 points

= 2 points

Total of 5 Victory Points

Aethelwold is aligned with the Danes so, he **loses** the Conflict. He does not gain Victory Points, but instead gains 2 Action Tokens, and 2 additional Action Tokens for the **On-Your-Own Bonus**, being the only Leader aligned with the Danes.





+


He also has the **Invasion Token** so he will choose the next Region to place the Succession Token in.


After all players have resolved their scoring, disband excess armies and reset for the next Conflict in Northumbria (see pg 12).

QUICK REFERENCE GUIDE

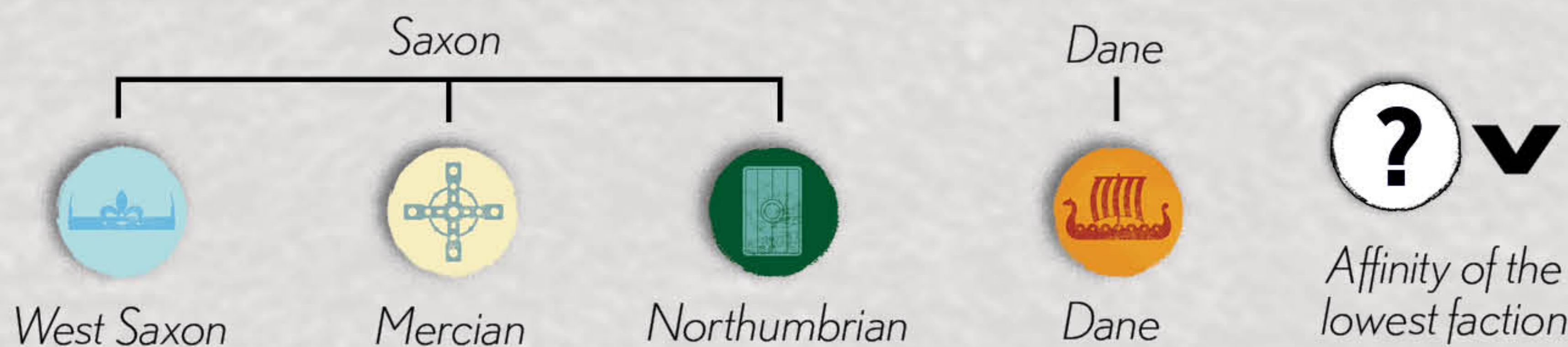
+ **Gain:** The plus symbol means that a player gains the listed item, whether it be Victory Points, Action Tokens, or Affinity (see below).



  **Victory Points:** Gained when winning Conflicts or by performing actions, these determine which player wins the game in the *Final Scoring Phase*.
 


 **Action Tokens:** Gained at the start of each Round and when performing actions, these can be spent to perform actions in the *Market* at the top of the board, and to move a Leader.



 **Allegiance:** Change between aligning with the Saxons or with the Danes, the two sides fighting each other in the Conflict.

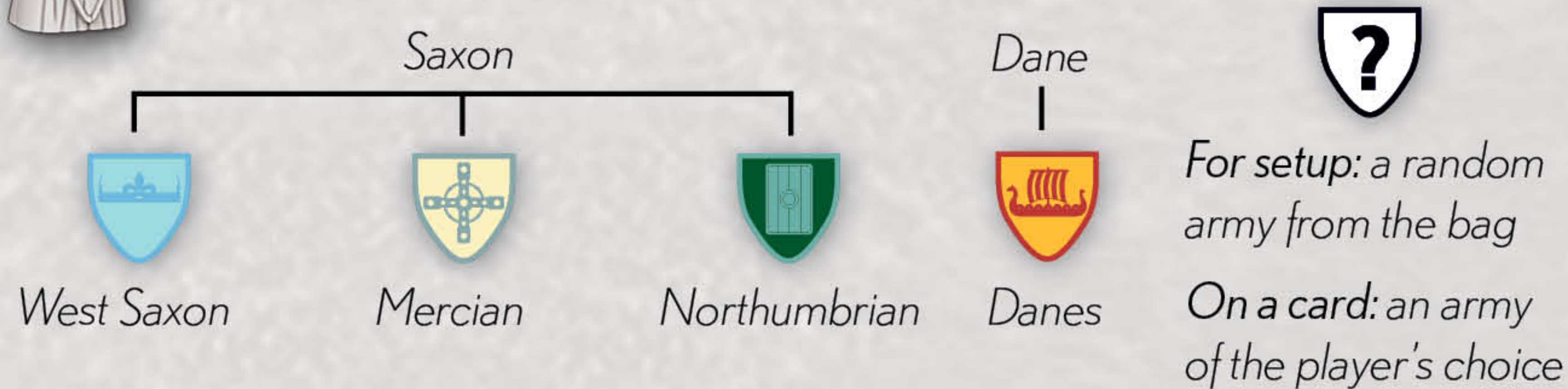
Affinity- The level of favor a player has with one of the four factions:





  **Strength-** The amount each army and figure in a Conflict Region contributes to winning the Conflict. This is totaled using the *Conflict Region Track* at the bottom of the board.


 **Higher Strength-** The requirement that the player's faction has the higher Strength in the listed Region. A tie in Strength does not count as being "higher."

 **Armies-** Represents a single unit of one of the 4 factions and contributes 1 Strength () to the Conflict Region:




 **Figurines-** Represents either a Hero () or Leader (). Figurines have the Allegiance of the player controlling them and by default, contribute  to their faction in a Region.


 **Primary Action:** You must perform one per turn, or else you pass. They change the state-of-the-board in some way.

 **Passive Secondary Action:** Any number of these can be performed before a Primary Action is performed, or can even be performed and before passing a turn.



 **Instant Secondary Action:** Performed immediately when the card enters your hand.


 **Region:** One of the five kingdoms on the board: *Northumbria, Mercia, Wales, East Anglia, and Wessex*


 **Adjacent Region:** Two Regions that share a single border.


 **Non-Adjacent Regions:** Two Regions are not connected by a border.



 **Different Regions:** An action that must be performed in different Regions.

 **Peace Token:** When a faction wins a Conflict, place this token flipped to the winning Faction's side in the Conflict Region.  *Conflict Region*

 **Add:** You may add the listed item to a Region. If there are not enough of a specific army in an Army Pool, then an army cannot be added.

 **Remove:** You may remove the item from a Region, returning it to the supply.

 **A Specific Region:** You may perform an action in a Region, such as adding an item, but it must be adjacent to a Region matching the listed required item.

 **Move:** You may move the item from one Region to an adjacent Region. When moving a  you may always choose to move one of your Leaders/Heroes instead of an army.